

**Treasurer's Report
House of Delegates
June 21, 2014**

A festive, illuminated sign with a grid background and the text "WHERE DOES OUR INCOME GO?". The sign is shaped like a stylized arrow pointing right, with a green arrowhead and tail. The main body of the sign is white with a grid pattern. The sign is decorated with colorful lights (red, green, yellow, white) and has a gold border. The background is black.

**WHERE DOES OUR
INCOME GO?**

Bar Center

Item	2014	2013
	Budget	Budget
	<u>Amount</u>	<u>Amount</u>
Rent	\$285,100	\$282,500
Building Services	\$302,400	\$373,500
Insurance	\$134,000	\$132,000
Taxes	\$4,750	\$167,750
Plant & Equipment	\$692,500	\$721,500
Housekeeping	\$188,150	\$169,250
Maintenance	\$149,400	\$142,800
Total	<u>\$1,756,300</u>	<u>\$1,989,300</u>

Administration

Item	2014 Budget	2013 Budget
	Amount	Amount
Bank & Investment Fees	\$420,000	\$430,000
Actuary	\$25,000	\$25,000
Office Expenses	\$20,500	\$32,500
Legal/Consulting	\$10,000	\$7,500
Service & Professional Fees	\$7,000	\$15,000
Office Administration	\$93,000	\$103,600
Audit Committee	\$72,750	\$71,450
Annual Report	\$14,000	\$11,000
Accounting Dept.	\$636,550	\$607,900
Executive	\$1,070,200	\$973,100
Executive Services	\$469,650	\$476,150
Human Resources	\$330,550	\$289,850
Media Services	\$659,850	\$698,200
Miscellaneous Salaries	\$14,900	\$417,100
Total	\$3,843,950	\$4,158,350

Technology

Item	2014 Budget Amount	2013 Budget Amount
Electronics Communications	\$9,200	\$9,300
MIS Dept.	\$1,569,600	\$1,621,400
Total	\$1,578,800	\$1,630,750

Marketing, Membership & Member Benefits

Item	2014 Budget	2013 Budget
	Amount	Amount
Membership	\$1,227,970	\$1,120,125
Marketing	\$223,320	\$204,050
Service Center	\$393,600	\$411,200
CAPS	\$43,900	\$49,650
LPM	\$260,800	\$236,750
Lawyer Assistance	\$260,100	\$259,200
Lawyer Referral Serv.	\$228,440	\$219,800
LRS Income	(\$65,000)	(\$75,000)
Judicial Wellness	\$14,550	\$12,000
Lawyers in Trans.	\$18,800	\$11,300
Volunteer Lawyers	\$3,000	\$2,500
SLAPI	\$4,000	\$7,600
Subsidy YLS & Jud.	\$41,000	\$36,500
Insurance Program	\$750	\$900
Total	\$2,655,320	\$2,496,575

Governance

Item	2014 Budget	2013 Budget
	Amount	Amount
Executive Committee	\$48,150	\$44,600
HOD & Officers	\$415,500	\$389,250
Exec & HOD Income	(\$30,000)	(\$30,600)
Annual Meeting	\$366,500	\$355,500
Meetings Dept (50%)	\$201,650	\$173,975
Mid Atlantic Conference	\$5,000	\$5,000
ABA Silkenant Reception	\$0	\$16,000
ABA Delegates	\$22,000	\$22,000
Counsel of Judicial Assn	\$10,000	\$10,000
Section Delegate Caucus	\$7,500	\$7,500
Resolutions Committee	\$500	\$500
Diversity & Inclusion	\$37,450	\$38,850
Women in the Law	\$38,400	\$33,100
Comm. on Committees	\$2,200	\$2,600
Finance Committee	\$5,900	\$8,400
Leadership Develop	\$5,100	\$2,900
Nominating Committee	\$15,450	\$7,500
Annual Awards	\$1,250	\$1,400
Bylaws Committee	\$500	\$500
Total	\$1,153,050	\$1,088,975

Program

Item	2014 Budget	2013 Budget
	Amount	Amount
Professional Ethics	\$25,000	\$30,050
Animals & the Law	\$14,150	\$9,050
Attorney Prof	\$5,800	\$5,300
Children & the Law	\$27,000	\$22,700
CPLR	\$8,350	\$6,900
Civil Rights	\$7,275	\$7,080
Cts of Appellate Juris.	\$19,850	\$17,825
Disabilities	\$12,350	\$11,500
Media Law	\$13,750	\$11,300
Judicial Discipline	\$2,100	\$3,450
Professional Discipline	\$7,000	\$8,450
COSAC	\$500	\$500
Criminal Discovery	\$2,700	\$2,500
Discovery & Case Mgt	\$0	\$2,500
Code of Judicial Conduct	\$0	\$500
New Committees	\$30,000	\$30,000
LGBT	\$4,800	\$6,800
Section Leaders Conf	\$40,000	\$35,000
Presidential Initiatives	\$20,000	\$20,000
NLO	\$0	\$2,500
Section Services	\$563,350	\$605,100
Meetings (50%)	\$201,650	\$173,975
Total	\$1,005,625	\$1,012,980

CLE & Publications

Item	2014 Budget	2013 Budget
	Amount	Amount
CLE Committee	\$13,800	\$14,300
CLE Department	\$3,104,300	\$3,284,700
CLE Publications Dept.	\$1,383,600	\$1,353,800
Publications	\$1,136,500	\$1,197,700
Publications Inc & Surchg.	(\$67,000)	(\$62,300)
Publication Advertising	(\$331,000)	(\$379,000)
Pub. Newsletter Staff	\$145,700	\$121,150
Graphics	\$550,200	\$540,300
Design Services	\$231,000	\$233,050
Print Shop	\$1,212,200	\$1,153,000
Total	\$7,379,300	\$7,456,700

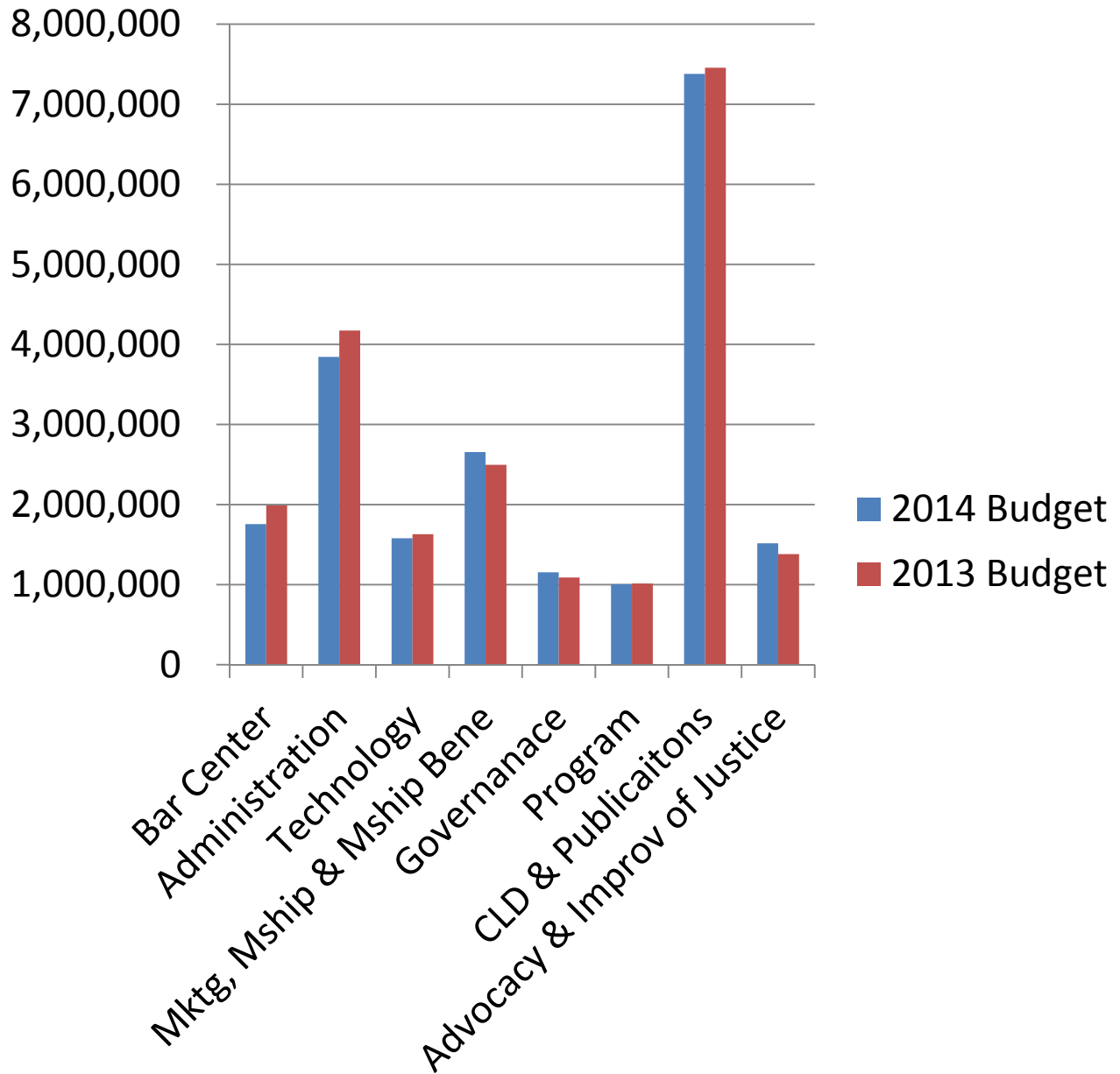
Advocacy & Improvement of Justice

Item	2014 Budget	2013 Budget
	Amount	Amount
Legislative Policy	\$655,850	\$626,450
Federal Legislative Priority	\$7,775	\$4,950
LYC	\$389,450	\$380,300
Pres. Comm. Access	\$97,440	\$90,350
Ens. Qual. Mandated Rep.	\$29,225	\$7,750
Legal Aid	\$106,350	\$3,750
Legal Aid Income	(\$53,000)	\$0
Legal Education & Adm.	\$4,100	\$2,600
Mass Disaster Relief	\$12,800	\$11,750
Immigration	\$10,500	\$4,400
Prisoner Reentry	\$4,500	\$4,000
Veterans	\$9,025	\$14,875
Youth Courts	\$2,800	\$2,800
Voter Participation	\$2,500	\$4,000
TF on Family Court	\$3,300	\$5,100
TF on Gun Violence	\$4,700	\$0
Review Judicial Nomin.	\$2,500	\$500
Court Structure & Op	\$2,500	\$2,500
Human Trafficking	\$2,300	\$2,500
Unlawful Practice of Law	\$0	\$1,000
Tort System	\$2,500	\$2,500
Pro Bono Affairs	\$219,000	\$209,400
Total	\$1,516,115	\$1,381,475

Recap

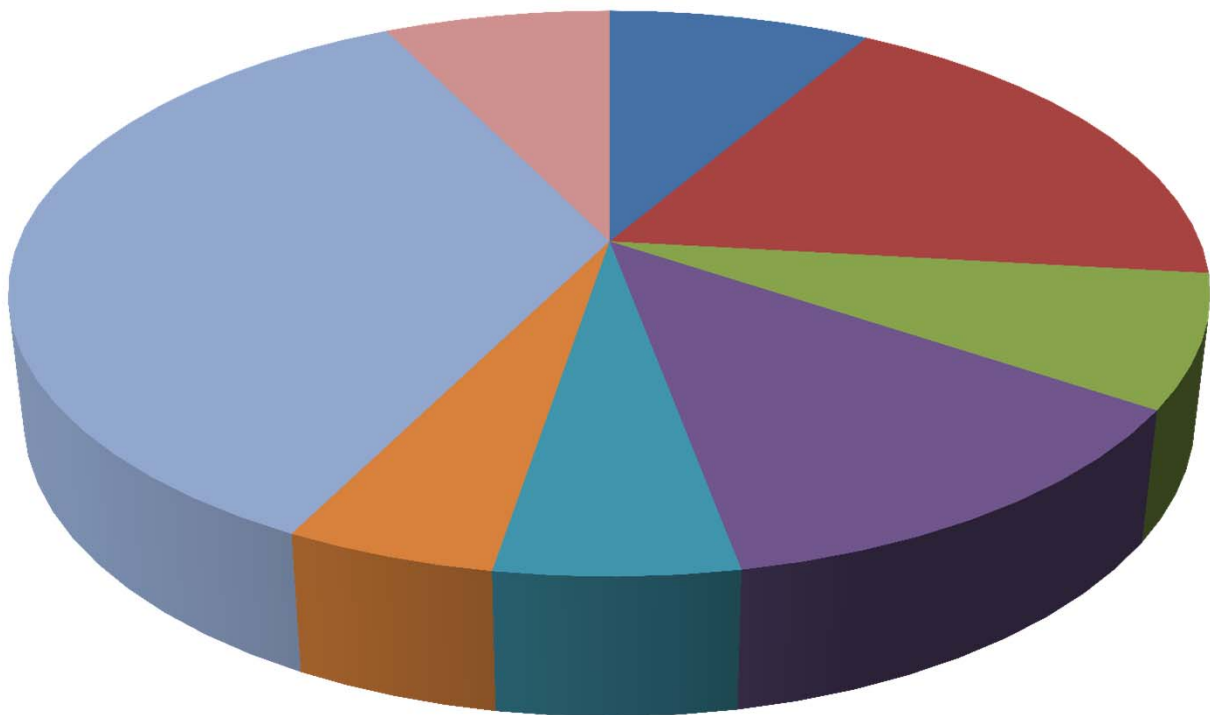
Item	2014 Budget	2013 Budget
	Amount	Amount
Bar Center	\$1,756,300	\$1,989,300
Administration	\$3,843,950	\$4,173,350
Technology	\$1,578,800	\$1,630,700
Marketing, Membership & Member Benefits	\$2,655,320	\$2,496,575
Governance	\$1,153,050	\$1,088,975
Program	\$1,005,625	\$1,012,980
CLE & Publications	\$7,379,300	\$7,456,700
Advocacy & Improvement of Justice	\$1,516,115	\$1,381,475
Total	\$20,888,460	\$21,230,055

2014 & 2013 Expenses



2014 Expense Budget

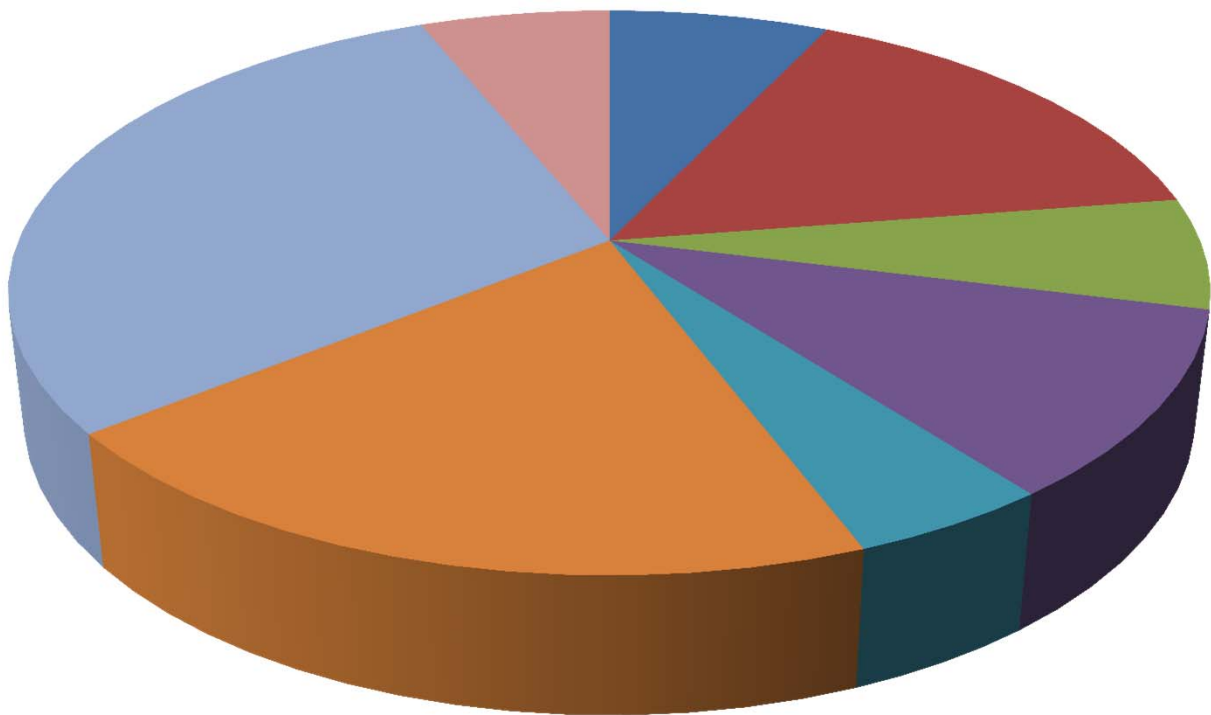
Expense



- Bar Center
- Administration
- Technology
- Mktg & Mship
- Governance
- Program
- CLE & Publications
- Advocacy

2014 Budget with Sections

Expense



- Bar Center
- Administration
- Technology
- Mktg & Mship
- Governance
- Program
- CLE & Publications
- Advocacy